

承 认 书

SPECIFICATION FOR APPROVAL

客 户:

CUSTOMER

品 名: 0.8"一位红光数码管(共阳)

DESCRIPTION

型 號: HQ-S8011BR

MODEL

日 期: 15.01.08

DATE

注意:请恒流驱动,恒压驱动会因为电压不一致而抢电,导致亮度不均.

承 制 方

MANUFACTURER:

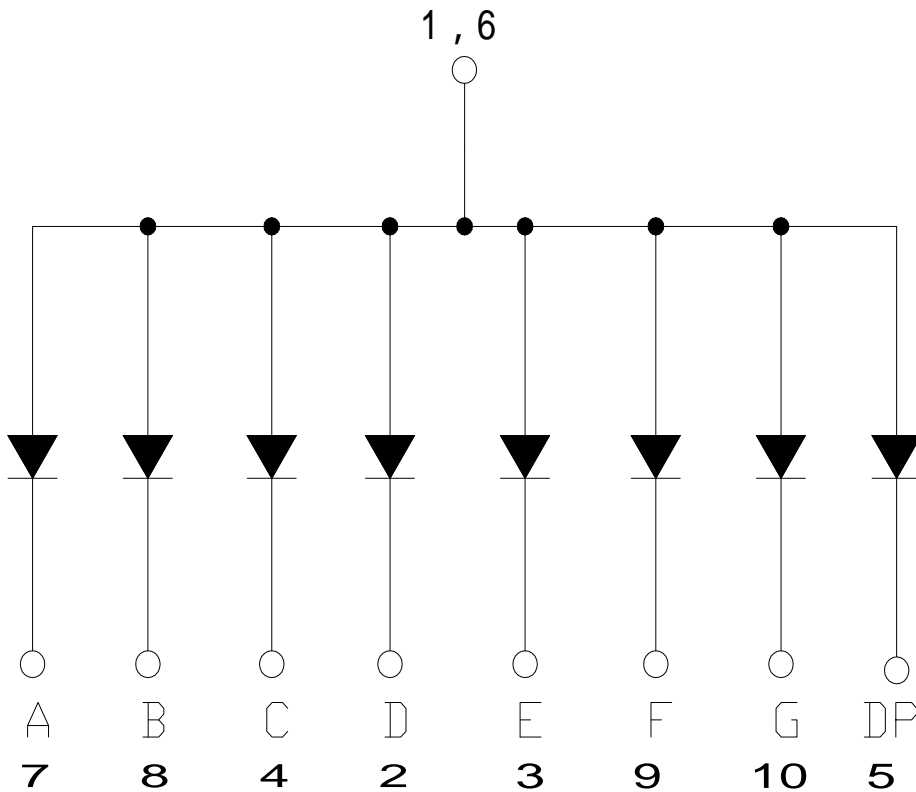
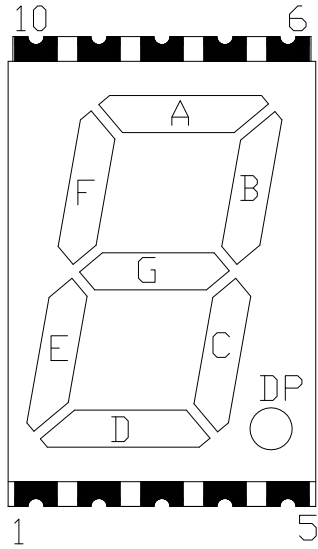
制 表 DRAFTING	审 核 CHECK	核 准 APPROVE
肖孟飞	龚育奇	

使 用 方

USER:

核 准 APPROVE	簽 章

4. 产品线路图 INTERNAL CIRCUIT DIAGRAM



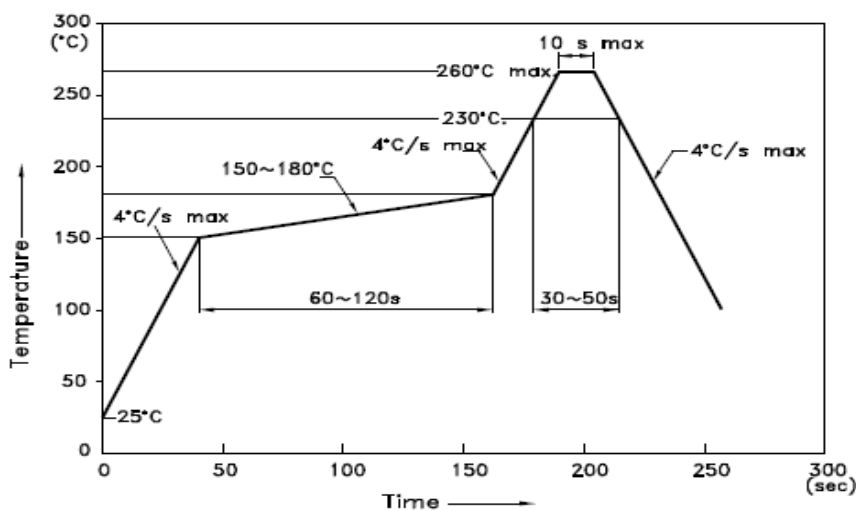
5、产品最大绝对参数值 (Ta: 25°C) ABSOLUTE MAXIMUM RATINGS AT Ta=25°C:

参数 (PARAMETER)	最大值 Max.	单位 UNIT
每段功耗 Power Dissipation Per Segment	52	mW
每段峰值电流 Peak Forward Current Per Segment (1/10duty cycle 0.1ms pulse width)	100	mA
每段平均正向电流 Average Forward Current Per Segment	20	mA
从室温线性减少 Derating Linear From 25°C Per Segment	0.33	mA/°C
每段反向电压 Reverse Voltage Per Segment	5	V
工作条件温度 Operating Temperature Range	-40°C to + 105°C	
储存温度 Storage Temperature Range	-40°C to + 105°C	
距离胶体 1.6mm 焊接, 温度 260°C, 焊接时间最多 3 秒 Lead Soldering Temperature 260°C at 1.6mm From Body for 3 seconds		

6、产品光电参数值 (Ta: 25°C) ELECTRICAL/OPTICAL CHARACTERISTICS AT Ta=25°C:

参数 PARAMETER	符号 SYMBOL	MIN.	TYP.	MAX.	UNIT	测试条件 Test condition
每段亮度 Luminous Intensity Per Segment	I_v	—	10	—	mcd	$I_F=10mA$
主波长 Dominant Wavelength	λ_d	—	640	—	nm	$I_F=20mA$
光谱半宽度 Spectral Line Half-Width	$\Delta\lambda$	—	30	—	nm	$I_F=20mA$
每颗正向电压 Forward Voltage Per Dice	V_F	—	2.0	2.6	V	$I_F=20mA$
每颗反向电流 Reverse Current Per Dice	I_R	—	—	50	μA	$V_R=5V$

7、推荐的 SMT 焊接曲线 Recommended SMT condition:

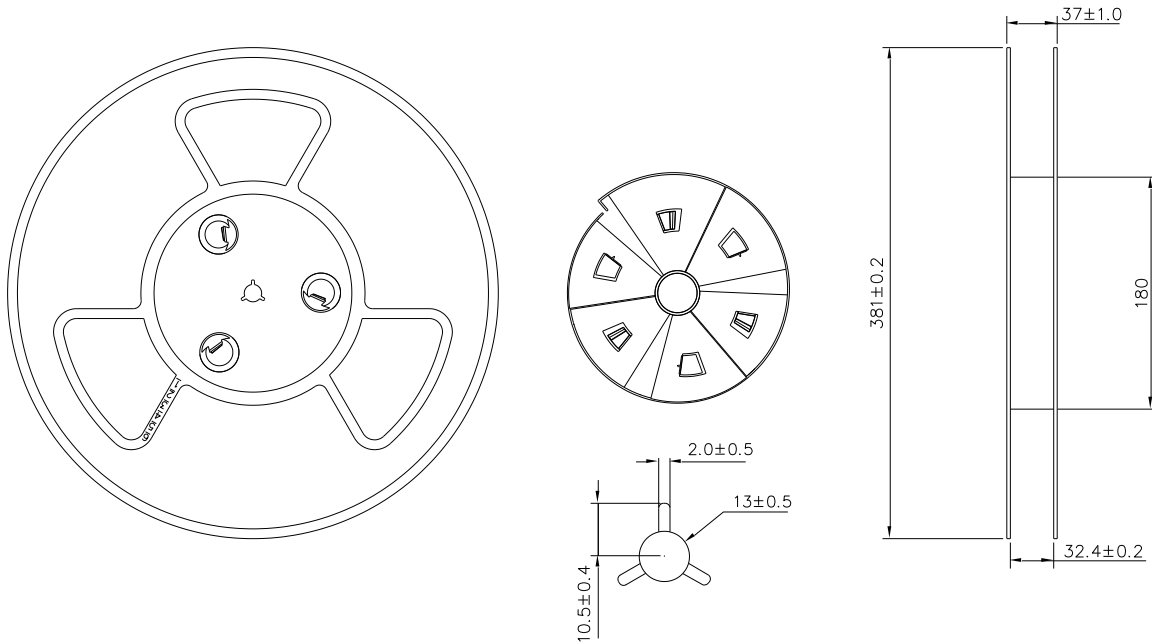


NOTES:

1. We recommend the reflow temperature 245°C(+/-5°C). The maximum soldering temperature should be limited to 260°C.
2. Don't cause stress to the epoxy resin while it is exposed to high temperature.
3. Number of reflow process shall be 2 times or less.

Packing & Labeling

Reel Dimension:



Packing:

